

Mobile Conveyors (TVM)

SPECIAL VEHICLES


Mobile Conveyors, or Manual Transfer Vehicles (TVM), are provided in various configurations. The basic device includes nonpowered conveyor supported by nonpowered wheels. The vehicle and loads on it must be pushed manually. Powered conveyor may be provided on either powered or nonpowered wheels. Guidance may be provided by either flat, inverted angle, or infloor guide rails. Controls range from none, for nonpowered vehicles, to operator pushbutton controls to fully automatic applications.

Typical applications for these vehicles include bridging between two stationary conveyors, or from a stationary conveyor to an existing process machine.



WORK AIDES

Load Lifting Devices (LDL)



Load Lifting Devices (LDL) typically incorporate a conveyor mounted on a scissors lift or other lifting means. The conveyors mounted on the lift may be powered or nonpowered. Lifts may be mounted on the floor, in a pit, or on wheels. In some instances, the lift conveyors include transfer devices to further aid in positioning loads. Controls often include pushbutton control for powered conveyors and foot valves or switches for the operation of the lift itself.


These devices are often used where manual transfer of loads from the conveyor to a process machine must be accomplished. In such applications, the lifting device may greatly reduce the occurrence of back injuries to operators.

Ball Transfer Device (TDL)

SPECIAL TRANSFER

Ball Transfer Devices are special purpose devices that include a series of ball transfers closely spaced on a table. The individual ball transfers are rated for about 50 lbs. each and can be spaced on the table to provide various overall capacities as dictated by the application. No controls are associated with such transfers except for load present sensors that may cause the release of a load to the table.

These devices are often used in applications involving light loads and manual operations, such as feed tables to load formers.




Fork Truck Entry (FTE)

CONVEYOR INTERFACE

The Fork Truck Entry Device (FTE) is typically provided as a stand alone unit fabricated of 3/8" plate steel with 3 lanes (fingers) of nonpowered rollers. The units may be provided with or without the side entry slots as shown here. The fingers may be provided with a flat plate joining them as shown or as stand alone items. Each unit is provided with anchor holes for mounting to the floor. But it is also recommended that these units be fixed in place by embedding a 6" I-beam in the floor near the front edge of the bottom plate, and welding the front edge to the I-beam.


Side Fork Truck Entries may also be provided in fixed conveyor as fork slots similar to those in the unit shown. These slots are provided as inverted channels which take up the space of 3 rollers and are welded into the conveyor frame. Two slots are provided and spaced according to customer requirements. It is recommended that a mating Fork Truck Guard be used along side the conveyor with cutouts to match the slots in the conveyor.



These units are typically used where fork truck interface is required with the conveyors for the purpose of placing loads on the conveyor or removing loads from the conveyor.

WORK AIDES

Sheet Gripper Devices (SGD)



The Sheet Gripper Device (SGD) is a device that includes an air actuated clamp that extends the width of the device or conveyor in which it is incorporated. These devices are air operated from existing plant compressed air supplies. Typically these units include one full width roller downstream of the clamp device. A slot or opening extends across the full width of the conveyor for the insertion of a deck sheet. The clamp itself is recessed inside the slot and clamps and holds the sheet in place when activated by the operator.

These devices are most often used in conjunction with pusher transfer devices such as the Infeed Transfer Device (TDI) or the Dispatch Transfer Device (TDD). Their function is to hold a deck sheet on the conveyor while a unit load is pushed onto it.

